




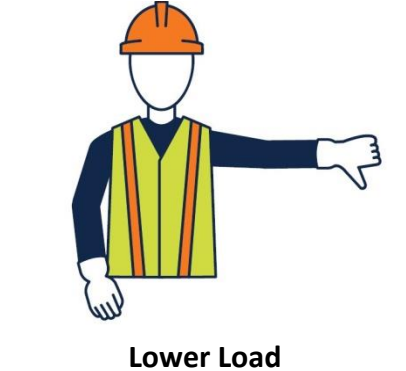






FORKLIFT HAND SIGNALS

 <p>Emergency Stop</p>	 <p>Stop</p>	 <p>Stop Engine</p>
 <p>Pause Everything</p>	 <p>Raise Load</p>	 <p>Lower Load</p>
 <p>Raise Load Slowly</p>	 <p>Lower Load Slowly</p>	 <p>This Far To Go</p>
 <p>Tilt Forks Up</p>	 <p>Tilt Forks Down</p>	<p>The operator must only respond to signals from the designated signaller.</p> <p>The only exception is if anyone gives the emergency stop signal, the operator must follow it.</p>

For more information on forklift safety and hand signals, refer to the *Counterbalanced Forklifts Code of Practice* found online at www.wsccl.nt.ca/.